

Local Authority Specific Annex 2020-2021

Local Authority: Newport

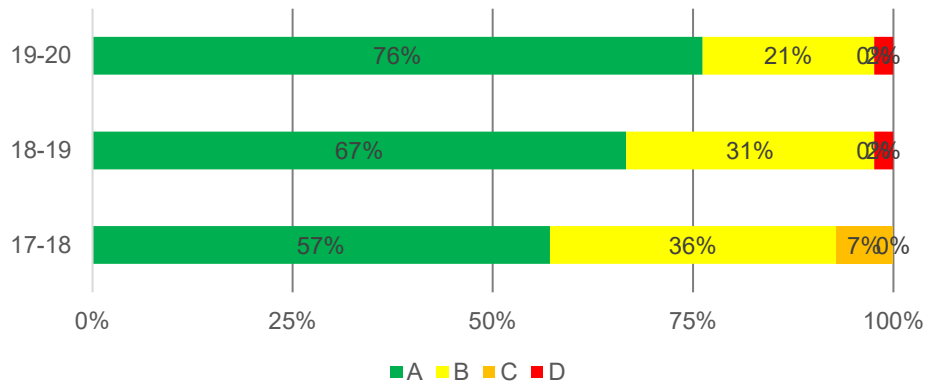
Summary of National Categorisation of schools in the Local Authority in 2017-2018, 2018-2019 and 2019-2020

Step 2 - Primary		Numbers of Schools				Percentage of Schools			
		D	C	B	A	D	C	B	A
Newport	17-18	0	3	15	24	0%	7%	36%	57%
	18-19	1	0	13	28	2%	0%	31%	67%
	19-20	1	0	9	32	2%	0%	21%	76%
South East Wales	17-18	2	17	83	88	1%	9%	44%	46%
	18-19	5	16	63	105	3%	8%	33%	56%
	19-20	6	11	55	117	3%	6%	29%	62%

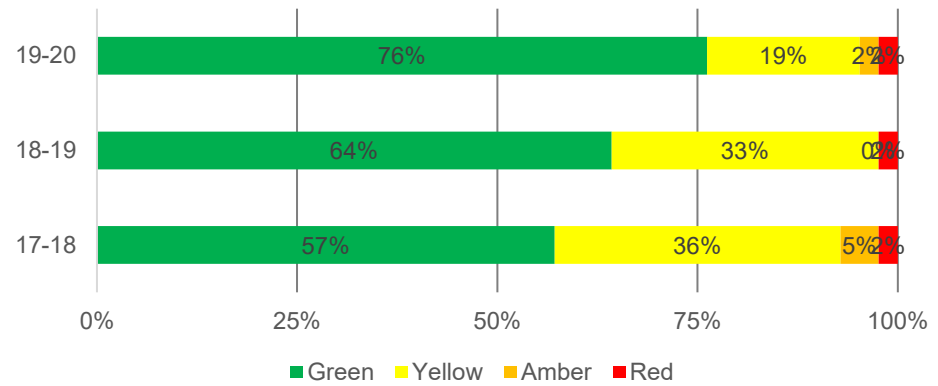
Step 3 - Primary		Numbers of Schools				Percentage of Schools			
		Red	Amber	Yellow	Green	Red	Amber	Yellow	Green
Newport	17-18	1	2	15	24	2%	5%	36%	57%
	18-19	1	0	14	27	2%	0%	33%	64%
	19-20	1	1	8	32	2%	2%	19%	76%
South East Wales	17-18	8	14	81	87	4%	7%	43%	46%
	18-19	5	18	62	104	3%	10%	33%	55%
	19-20	6	13	54	116	3%	7%	29%	61%

Please note that Step 1 is no longer used, Step 2 is Leadership and Step 3 is Overall Support Category

Primary Step 2 - Newport



Primary Step 3 - Newport

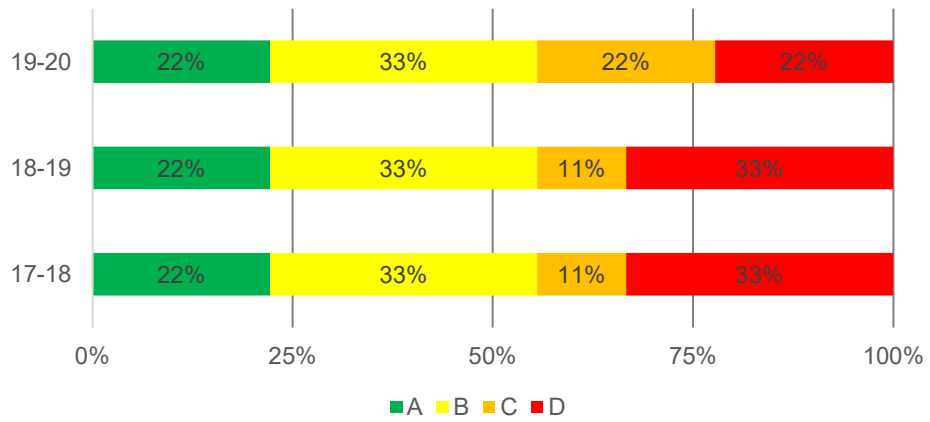


DRAFT

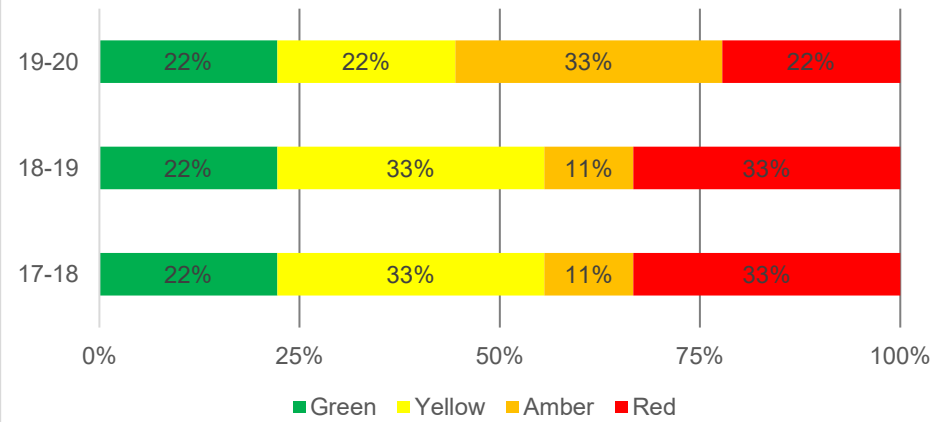
Step 2 - Secondary		Numbers of Schools				Percentage of Schools			
		D	C	B	A	D	C	B	A
Newport	17-18	3	1	3	2	33%	11%	33%	22%
	18-19	3	1	3	2	33%	11%	33%	22%
	19-20	2	2	3	2	22%	22%	33%	22%
South East Wales	17-18	6	14	7	6	18%	42%	21%	18%
	18-19	5	14	7	6	16%	44%	22%	19%
	19-20	7	8	10	7	22%	25%	31%	22%

Step 3 - Secondary		Numbers of Schools				Percentage of Schools			
		Red	Amber	Yellow	Green	Red	Amber	Yellow	Green
Newport	17-18	3	1	3	2	33%	11%	33%	22%
	18-19	3	1	3	2	33%	11%	33%	22%
	19-20	2	3	2	2	22%	33%	22%	22%
South East Wales	17-18	9	9	12	3	27%	27%	36%	9%
	18-19	6	14	6	6	19%	44%	19%	19%
	19-20	9	8	8	7	28%	25%	25%	22%

Secondary Step 2 - Newport



Secondary Step 3 - Newport



DRAFT

LA schools currently in any Estyn follow-up category

Phase	School	Date of last inspection	Date report published	Follow-up status of last inspection
Primary	Malpas CiW Primary	Nov-19	Jan-19	Special Measures

Phase	School	Date of last inspection	Date report published	Follow-up status of last inspection
Secondary	St Julians School*	Dec-14	Dec-14	Special Measures
Secondary	Newport High	Nov-17	Jan-18	Special Measures

Phase	School	Date of last inspection	Date report published	Follow-up status of last inspection
PRU	Bridge Achievement Centre	Mar-18	May-18	Special Measures

DRAFT

High Level Pupil Progress Analysis - 2019 - FP to KS2 / KS2 to KS3

LA/Region: Newport

Progress of pupils between FP and KS2

Subject	Matched Cohort	2+ levels of progress	1 level of progress
LLC - Welsh	90	83.3	16.7
LLC - English	1766	93.9	5.6
Mathematics	1859	92.9	6.8

Matching

2015 FP cohort	2019 KS2 cohort	%age of FP cohort matched	%age of KS2 cohort matched
98	98	91.8	91.8
1871	2001	94.4	88.3
1969	2001	94.4	92.9

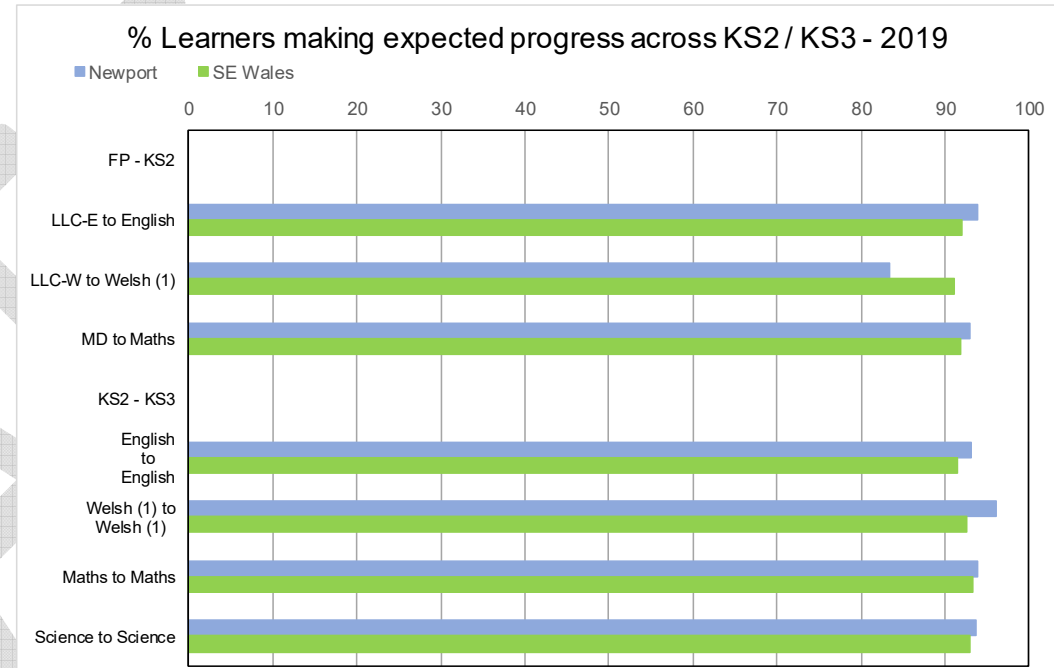
* 2019 KS2 English cohort excludes Welsh Medium pupils to more accurately match the FP English cohort.

Progress of pupils between KS2 and KS3

Subject	Matched Cohort	2+ levels of progress	1 level of progress	1+ levels of progress
Welsh 1st Lang.	75	34.7	61.3	96.0
English	1665	46.2	46.8	93.0
Mathematics	1666	54.1	39.7	93.8
Science	1666	53.5	40.2	93.7

Matching

2016 KS2 cohort	2019 KS3 cohort	%age of KS2 cohort matched	%age of KS3 cohort matched
74	76	101.4	98.7
1727	1756	96.4	94.8
1727	1756	96.5	94.9
1727	1756	96.5	94.9



Summary

FP to KS2 Expected Progress (2 'Levels')	LLC-E to English	LLC-W to Welsh (1)	MD to Maths	
	93.9	83.3	92.9	
KS2 to KS3 Expected Progress (1 Level)	English to English	Welsh (1) to Welsh (1)	Maths to Maths	Science to Science
	93.0	96.0	93.8	93.7

LA summary and issues

- Improve provision and outcomes for FSM learners in all key stages.
- Reduce variance in outcomes, teaching, and leadership, particularly at key stage 4.
- Ensure a consistent approach to ALN provision, in line with the requirements of the Additional Learning Needs and Education Tribunal (Wales) Act 2018 through the implementation of a Leadership/ALN Review framework in collaboration with Local Authority inclusion services.
- Reduce persistent absenteeism, particularly in secondary schools, and so improve secondary attendance.

Attendance/Exclusions

- There has been an increase in attendance at both primary and secondary level since 2016. Both primary and secondary attendance is marginally above that of Wales.
- Unauthorised absence at primary schools has remained fairly stable around 1.8%, and at secondary schools around 2.2%. Both figures are higher than Wales.

Exclusion figures are reported by LA

- There has been an increase in the number of exclusions of 5 days or fewer at primary level, but a decrease at secondary level. The number of exclusions of 6 days or more at primary level has remained constant and has declined at secondary level.
- There was 1 permanent exclusion in 2019 in primary schools (compared to 5 for the 3 years previously combined).
- There were 18 permanent exclusions in 2019 in secondary schools (compared to 28 for the previous 3 years combined: 2015/16 – 9; 2016/17 – 9; 2017/18 – 10).

Inspection/Categorisation

- The percentage of schools judged at least Good for Standards of achievement was 85%. 80% of schools were judged Good or better for Well-being and Attitudes to Learning.
- The percentage of primary schools categorised green has continued to increase in 2019/20, but the percentage of schools in the amber / red categories has marginally risen from 2018/19. There are now 2 primary schools in the amber or red category. Two secondary schools remain categorised as red, and three schools are now categorised as amber.

Schools requiring Improvement 2019-2020 (Amber and Red Overall Categories of support)

The information below indicates the schools in the overall category of Amber or Red in the Local Authority in the academic year 2019-2020, that will require additional support. The support is in line with the guidance within the National Categorisation System and within the SEWC Intervention Framework 2019-2020. Each of these schools have a detailed Intervention or Support Plan, the progress each school makes over the next academic year will be captured through regular Education Improvement Boards (EIBs) or Intervention Meetings.

Schools requiring Amber levels of support	Schools requiring Red levels of support
Bridge Achievement Centre	Malpas CIW Primary
Caerleon Comprehensive	Newport High
High Cross Primary	St Julian's School
Llanwern High School	
Lliswerry High School	

The content of this LA Annex has been agreed by:

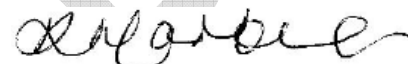
LA Director / Chief Education Officer:

Ms Sarah Morgan

Cabinet Member for Education:

Cllr Gail Giles

EAS Managing Director



Ms. Debbie Harteveld